

Product Information Sheet

COMMISSION DELEGATED REGULATION (EU) 2019/2015 with regard to energy labelling of light sources

Supplier's name or trade mark: Source

Supplier's address: SGD, Unit 7/8 Ashbourne Business Centre Ballybin Road Ashbourne Co. Meath Ireland A84YP58

Model identifier: SCP6FTMW-CCT

Type of light source:

Lighting technology used:	LED	Non-directional or directional:	NDLS
Light source cap-type (or other electric interface)	SMD		
Mains or non-mains:	MLS	Connected light source (CLS):	No
Colour-tuneable light source:	No	Envelope:	-
High luminance light source:	No		
Anti-glare shield:	No	Dimmable:	No

Product parameters

Parameter	Value	Parameter	Value
-----------	-------	-----------	-------

General product parameters:

Energy consumption in on-mode (kWh/1000 h), rounded up to the nearest integer	80	Energy efficiency class	D
Useful luminous flux (ϕ_{use}), indicating if it refers to the flux in a sphere (360°), in a wide cone (120°) or in a narrow cone (90°)	12 800 in Wide cone (120°)	Correlated colour temperature, rounded to the nearest 100 K, or the range of correlated colour temperatures, rounded to the nearest 100 K, that can be set	4 000 or 5 000 or 6 000
On-mode power (P_{on}), expressed in W	80,0	Standby power (P_{sb}), expressed in W and rounded to the second decimal	-
Networked standby power (P_{net}) for CLS, expressed in W and rounded to the second decimal	-	Colour rendering index, rounded to the nearest integer, or the range of CRI-values that can be set	80
Outer dimensions without separate control gear, light-	Height	1 840	Spectral power distribution in the range 250 nm to 800 nm, at full-load
	Width	104	
	Depth	80	
			See image in last page

ing control parts and non-lighting control parts, if any (millimetre)			
Claim of equivalent power ^(a)	-	If yes, equivalent power (W)	-
		Chromaticity coordinates (x and y)	0,380 0,376
Parameters for LED and OLED light sources:			
R9 colour rendering index value	0	Survival factor	0,90
the lumen maintenance factor	0,90		
Parameters for LED and OLED mains light sources:			
displacement factor (cos ϕ_1)	0,00	Colour consistency in McAdam ellipses	6
Claims that an LED light source replaces a fluorescent light source without integrated ballast of a particular wattage.	-(b)	If yes then replacement claim (W)	-
Flicker metric (Pst LM)	9,0	Stroboscopic effect metric (SVM)	0,0

(a): not applicable;

(b): not applicable;

Installation Manual

LED IP66 Multi Watt Corrosion Proof



Product Range

Product Code	IP Rating	Multi Watt	Size
SCP2FTMW-CCT	IP66	20w/18w/15w/11w	2FT
SCP4FTMW-CCT	IP66	40w/34w/28w/22w	4FT
SCPMW-CCT	IP66	60w/52w/43w/34w	5FT
SCP6FTMW-CCT	IP66	80w/70w/60w/50w	6FT
SCP4FTMW-CCT-EM	4FT Emergency Version		4FT
SCPMW-CCT-EM	5FT Emergency Version		5FT
SCP6FTMW-CCT-EM	6FT Emergency Version		6FT
SCPMW-CCT-SEN	5FT Sensor Version		5FT
SCPMW-CCT-SENEM	5FT Sensor/Emergency Version		5FT

FEATURES

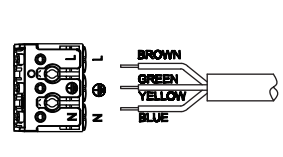
- Quick Connector
- Stainless Steel Clips
- 5 Year Warranty
- Polycarbonate Base and Diffuser
- Multi Watt
- CCT: 4000K, 5000k,6000k
- 160Lm/W
- IP Rating IP66
- Class 1
- Beam Angle: 110°

EMERGENCY BATTERY INFORMATION

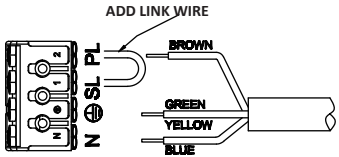
- Battery type: LiFeP04 6.4V 2000mAh
- Battery Duration: 3 hours

Wiring Diagram

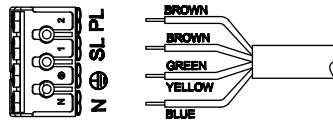
A. Standard Function



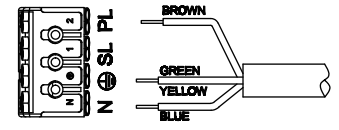
B. Emergency Function



FOR MAINTAINED OPERATION (NON-SWITCHABLE)



FOR MAINTAINED OPERATION (SWITCHABLE)

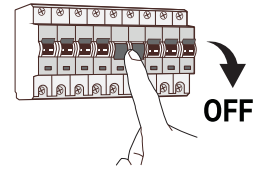


FOR NON-MAINTAINED OPERATION

WARNING: THIS PRODUCT IS A NON-REPLACEABLE LIGHT SOURCE

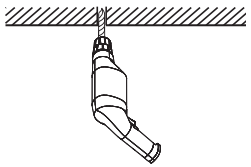
READ BEFORE INSTALLATION

1. Switch off power supply before installation or maintenance commences
1. This fitting must be installed by a qualified electrician
2. The product complies with BS 7671 and IEE/IET wiring regulations
3. This product is designed for permanent connection to fixed wiring, the circuit should be protected with the appropriate MCB or fuse
4. Do not use sharp tools near or on the surface of the lamp
5. Do not use if product is damaged or modified in any way otherwise warranty will be rendered null and void.

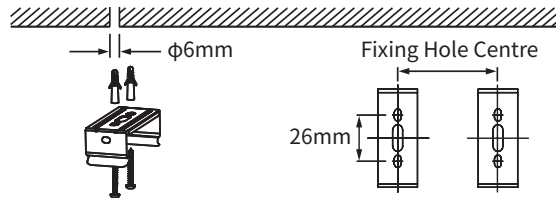


! WARNING

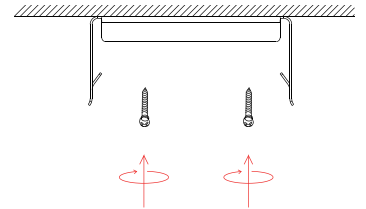
Installation Instructions



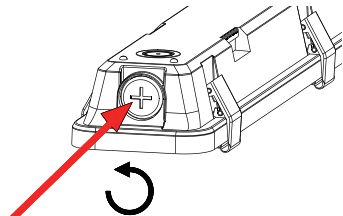
1. Start by drilling a 6mm Ø hole in the ceiling where indicated by the fixing hole



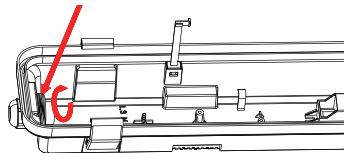
2. Install expansion bolts, screws and bracket where indicated by the fixing hole



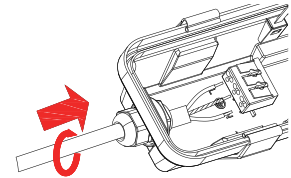
3. Remove brackets from accessories bag and fix them to ceiling using supplied screws and expansion tubes



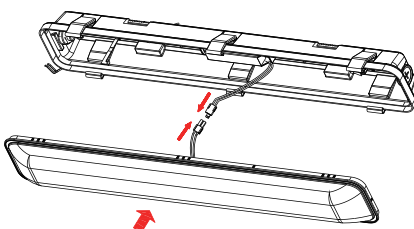
4. On the base end of the fitting, turn end cap anticlockwise



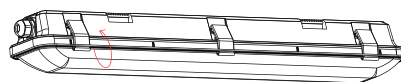
5. Inside the end of the base, turn waterproof connector clockwise



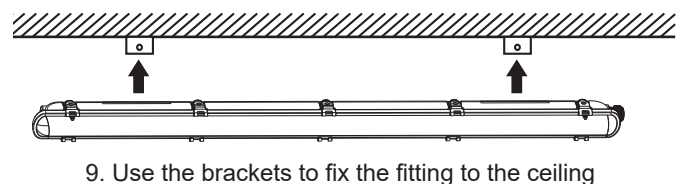
6. Insert cable through waterproof connector and wire it into terminal block. Make sure L, N and grounding are wired to correct holes



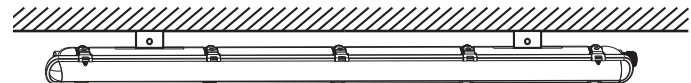
7. Connect cable ends. Male and female connectors



8. Shut diffuser and secure with supplied clips

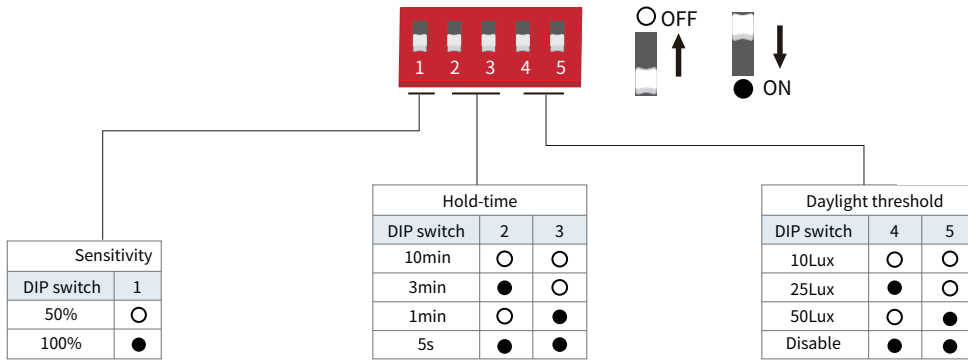


9. Use the brackets to fix the fitting to the ceiling



10. Installation is complete

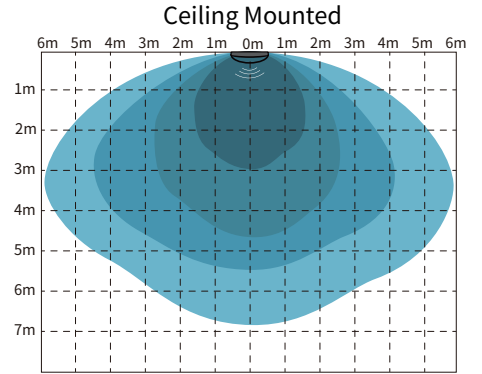
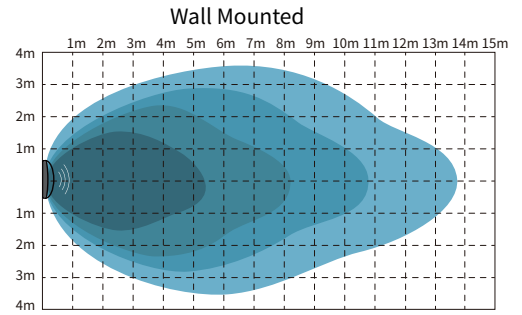
Sensor Information



In this area, movement will be detected and able to trigger the sensor. 100% detection area is also known as the strong sensitivity.

The period of light keeping 100% brightness after moving objects leave the detection area.

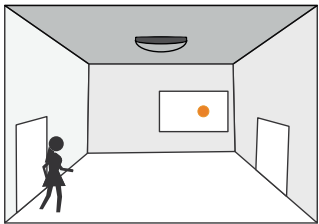
Definition of the ambient brightness; only when the ambient brightness is lower than the preset specific lux amount, the sensor will work; when it's preset as "disable", the sensor will detect motion regardless the ambient brightness.



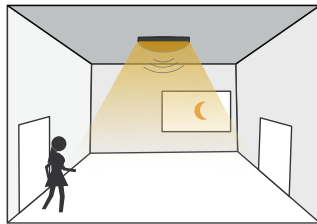
On/Off Sensor Function

The daylight threshold is set to 10Lux/25Lux/50Lux

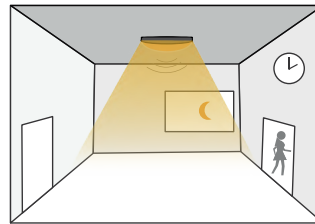
Sensitivity: 25% 50% 75% 100%



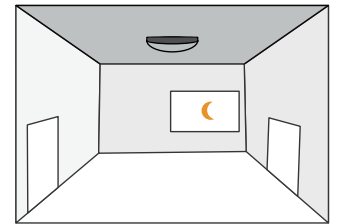
With sufficient daylight, even when motion detected, light remains OFF.



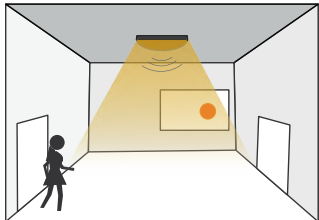
With insufficient ambient brightness, light dims to 100% when motion is detected.



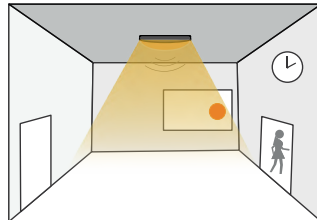
Light stays on 100% within the holdtime.



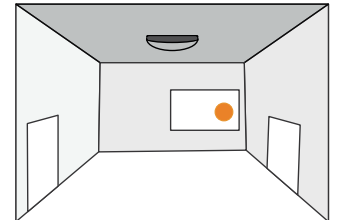
After the last detection and the preset hold time elapsed, light will go OFF.



When motion is detected, the sensor will switch on the light to 100% brightness.



After people leave the detection area, light remains 100% brightness within hold time.

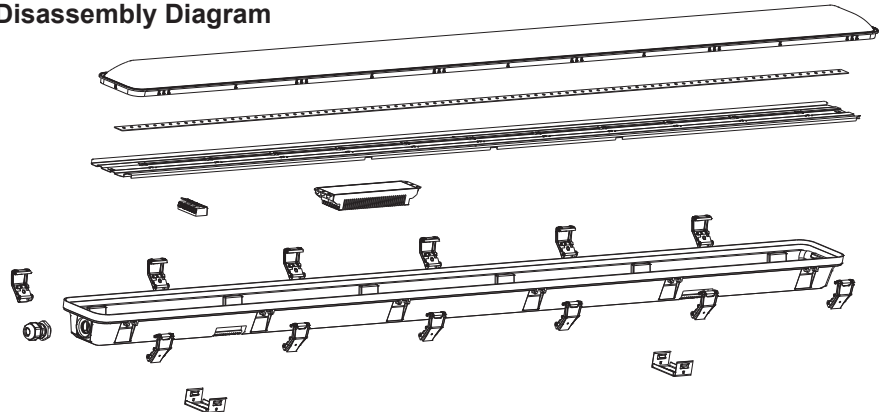


After the last detection and the present hold time elapsed, light will go OFF.

Product end of life instruction.

This Lighting product is in the scope of EU 2019/2020 directive on Waste Electrical and Electronic Equipment (WEEE). This product must be disposed according to the legislation. This document is intended for use by end of life recyclers or treatment facilities. It provides the basic information to assure an appropriate end of life treatment for the components and materials of the product. Please follow pictured diagram on the back of this manual showing how to dismantle the product into different components which should be disposed correctly. These components would consist of plastic, metal and electronic materials. It is the responsibility of the end user to dispose of this product correctly. www.weeeireland.ie or contact your local council for further information.

Disassembly Diagram



For more information contact:

Unit 7/8 Ashbourne Business Centre, Ballybin Road, Ashbourne, Co. Meath, Ireland, A84 YP58,
Phone: 00353 1 835 7447

Unit 32 Junction One Business Park, Valley Road, Birkenhead, Merseyside, UK, CH41 7ED,
UK Ph: 0330 551 7000

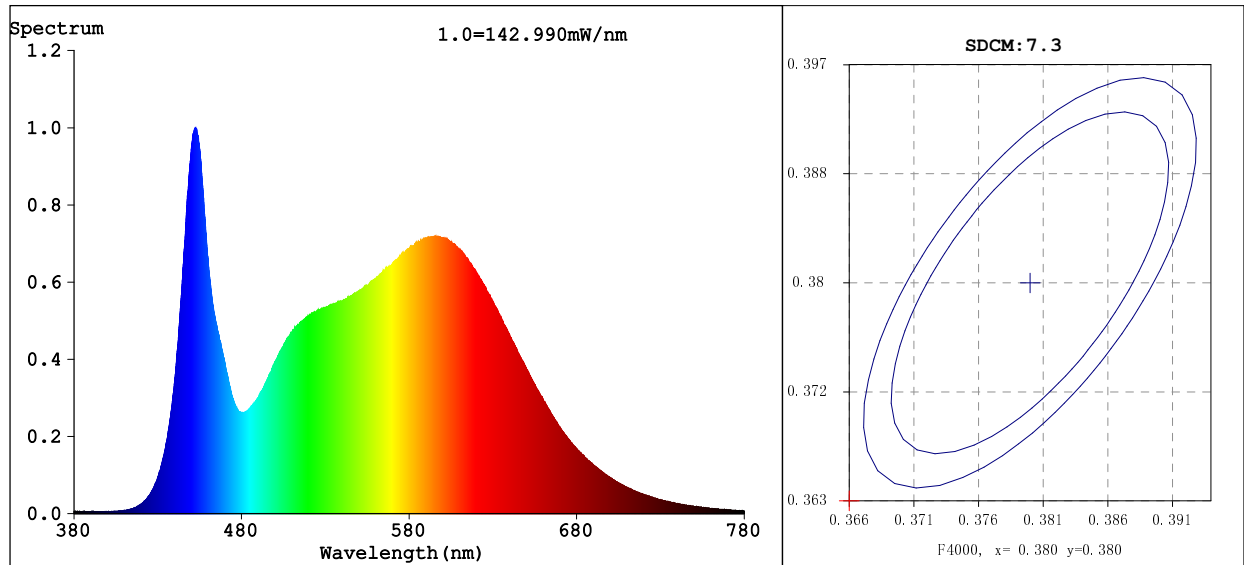
Website: www.sgd.ie



Solas Geal Distribution



Spectrum Test Report

**Color Parameters:**

Chromaticity Coordinate: $x=0.3656$ $y=0.3623$ $u'=0.2210$ $v'=0.4928$
 CCT=4336K (Duv=-0.0023) Dominant WL:Ld =579.4nm WL:Lc = --nm Purity=18.4%
 Ratio:R=18.1% G=77.6% B=4.3% Peak WL:Lp=452.5nm FWHM=21.7nm
 Render Index:Ra=86.7 AvgR=81.3 TM30:Rf=85 Rg=97

R1 =86 R2 =93 R3 =96 R4 =86 R5 =86 R6 =89 R7 =87
 R8 =70 R9 =24 R10=83 R11=86 R12=65 R13=89 R14=98 R15=81

Photo Parameters:

Flux = 6051 lm Eff. : 104.32 lm/W Fe = 18.98 W

Electrical parameters:

V = 231.61 V I = 0.2552 A P = 58.00 W PF = 0.9811

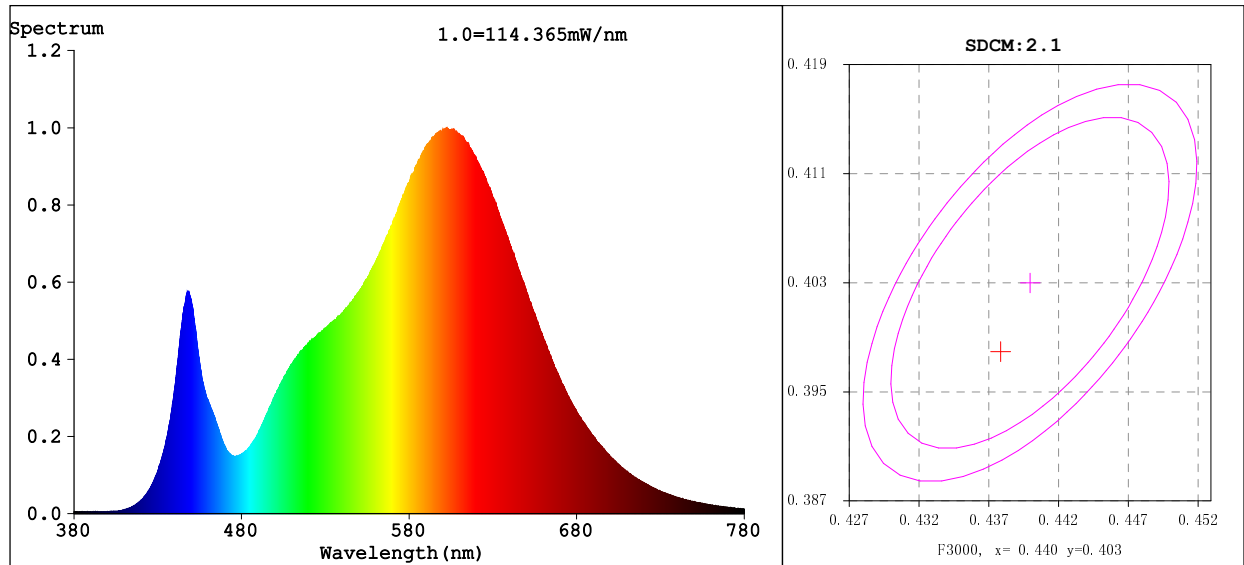
LEVEL:OUT WHITE:ANSI_4500K

Status: Integral T = 60 ms Ip = 39175 (60%)

GBT5702

Model:SNT-SGLED60-5F-CCT3 4000K Number:
 Tester: Date:2023-06-27 16:24:59
 Temperature:25.3Deg Humidity:65.0%
 Manufacturer: Remarks:

Spectrum Test Report

**Color Parameters:**

Chromaticity Coordinate: $x=0.4379$ $y=0.3981$ / $u'=0.2538$ $v'=0.5191$
 CCT=2934K (Duv=-0.0025) Dominant WL:Ld =584.0nm WL:Lc = --nm Purity=50.9%
 Ratio:R=23.4% G=74.2% B=2.4% Peak WL:Lp=602.5nm FWHM=121.4nm
 Render Index:Ra=82.0 AvgR=76.6 TM30:Rf=82 Rg=98

R1 =81 R2 =91 R3 =96 R4 =80 R5 =81 R6 =89 R7 =81
 R8 =57 R9 =5 R10=79 R11=80 R12=75 R13=83 R14=98 R15=73

Photo Parameters:

Flux = 5442 lm Eff. : 91.87 lm/W Fe = 16.66 W

Electrical parameters:

V = 231.65 V I = 0.2606 A P = 59.24 W PF = 0.9813

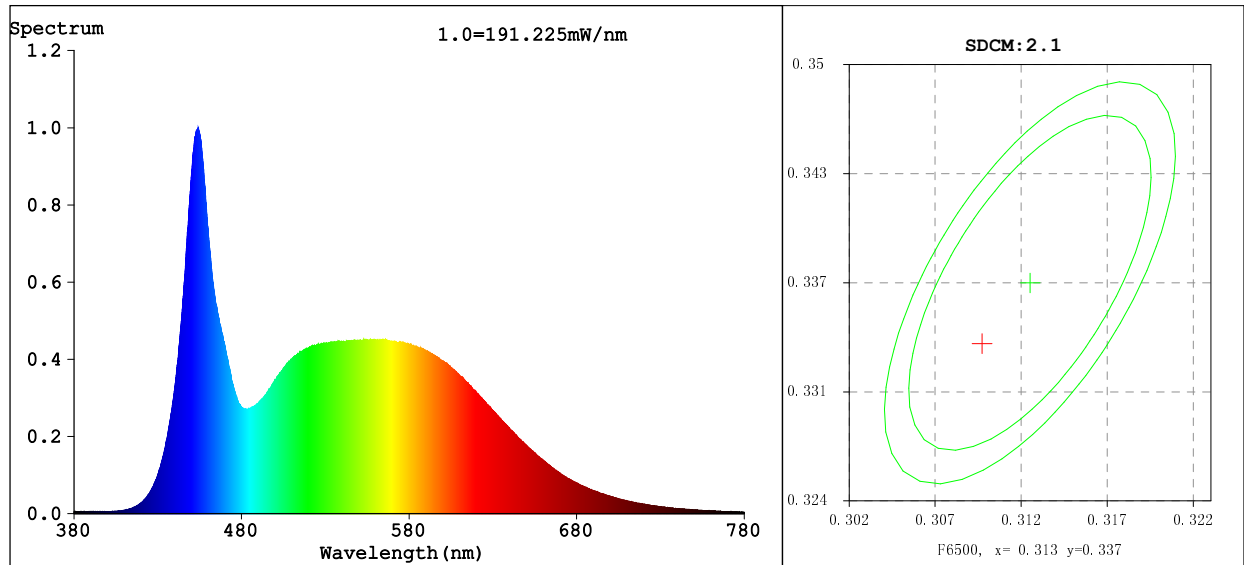
LEVEL:OUT WHITE:ANSI_3000K

Status: Integral T = 60 ms Ip = 38209 (58%)

GBT5702

Model:SNT-SGLED60-5F-CCT3 3000K Number:
 Tester: Date:2023-06-27 16:27:08
 Temperature:25.3Deg Humidity:65.0%
 Manufacturer: Remarks:

Spectrum Test Report

**Color Parameters:**

Chromaticity Coordinate: $x=0.3102$ $y=0.3335$ / $u'=0.1945$ $v'=0.4703$
 CCT=6601K (Duv=0.0067) Dominant WL:Ld =491.8nm WL:Lc = --nm Purity=7.8%
 Ratio:R=13.2% G=80.7% B=6.2% Peak WL:Lp=454.2nm FWHM=22.6nm
 Render Index:Ra=84.0 AvgR=76.8 TM30:Rf=84 Rg=92

R1 =82 R2 =90 R3 =94 R4 =81 R5 =82 R6 =86 R7 =88
 R8 =69 R9 =8 R10=76 R11=81 R12=58 R13=84 R14=97 R15=76

Photo Parameters:

Flux = 5691 lm Eff. : 97.15 lm/W Fe = 18.38 W

Electrical parameters:

V = 231.53 V I = 0.2580 A P = 58.58 W PF = 0.9808

LEVEL:OUT WHITE:ANSI_6500K

Status: Integral T = 60 ms Ip = 52697 (80%)

GBT5702

Model:SNT-SGLED60-5F-CCT3 6500K Number:
 Tester: Date:2023-06-27 16:33:25
 Temperature:25.3Deg Humidity:65.0%
 Manufacturer: Remarks:



EU DECLARATION OF CONFORMITY

Manufacturers Name: Solas Geal Distribution
Unit 7/8 Ashbourne Business Centre, Ballybin Road, Ashbourne, Co. Meath, A84 YP58.

This declaration of conformity is issued under the sole responsibility of the manufacturer.

Products:

LED CCT Multi Watt Corrosion Proof 2FT, 4FT, 5FT, 6FT

Model Number:

SCPMW-CCT, SCP6FTMW-CCT, SCP4FTMW-CCT, SCP2FTMW-CCT

The product/model of the declaration described above is in conformity with the relevant community harmonisation legislation:

Low Voltage Directive (2014/35/EU)

Directive 2009/125/EC

(EU) 2019/2015 Regulation on Energy Labelling for Light Sources.

(EU) 2019/2020 Ecodesign Requirements for Light Sources and Separate Control Gears

The product/model of the declaration described above is in conformity with the standards and technical specifications listed below:

EN 60598-1: 2015+A1: 2018, EN 60598-2-1: 1989, EN 62493: 2015

IEC 60598-1: 2020, IEC 60598-2-1: 2020, IEC 60529: 1989+A2:2013,

IEC 60598-1: 2014, IEC 60598-1: 2014/AMD 1: 2017,

EN 55015:2013+A1: 2015, EN 61547: 2009, EN 61000-3-2: 2014,

EN 61000-3-3: 2013



Signed:

Date: 03/04/24

Place of Issue: Republic of Ireland





Ingress Protection Certificate

Manufacturers Name: Solas Geal Distribution
Unit 7/8 Ashbourne Business Centre, Ballybin Road, Ashbourne, Co. Meath, A84 YP58.

This declaration of conformity is issued under the sole responsibility of the manufacturer.

Product Code:
SCPMW-CCT

Product Description:
LED CCT Multi Watt Corrosion Proof

The product/model of the declaration described above is in conformity with the relevant community harmonisation legislation:

Applicable Standards	24Hr Endurance Test	IP Rating	Result
IEC 60598-1: 2020	Resistance to Dust, Solid Objects and Moisture	IP66	PASS
IEC 60598-2-1: 2020			
IEC 60529-1989+A2:2013			



Signed:

Date: 08/04/24

Place of Issue: Republic of Ireland