



Installation Manual for Metal Clad Range

IMPORTANT, PLEASE READ-

- a) This product should be installed by a qualified electrician
- b) This product must be earthed in accordance with the current EEC wiring regulations, where appropriate.
- c) The plastic wall gasket **MUST BE FITTED** to prevent chemical reaction

(i.e. Tarnishing to the plating) if provided.

d) **CLEANING:** polish only with a soft clean dry cloth. No fluids to be used.

INSTALLATION

- 1) Isolate mains supply from product by switching off the appropriate circuit at the consumer unit.
- 2. Remove retaining screws and carefully remove product from wall to reveal rear connections.

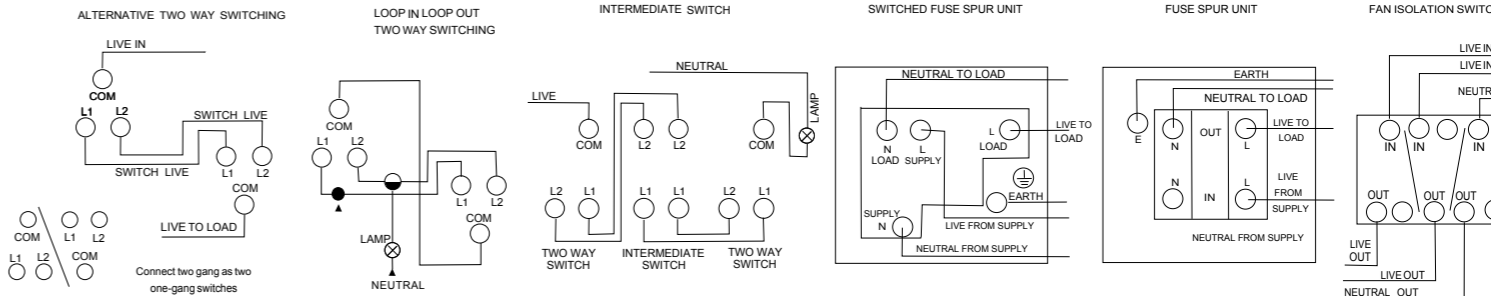
Wiring Colour Codes:
Live = Brown or Red
Neutral = Black or Blue

Earth = Green and Yellow

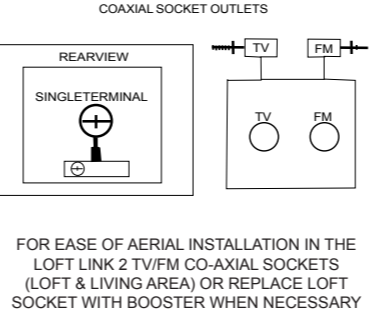
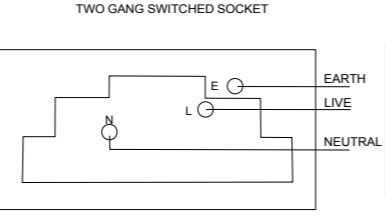
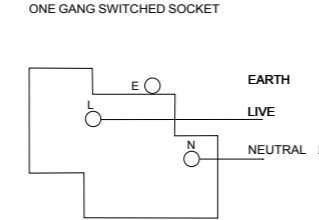
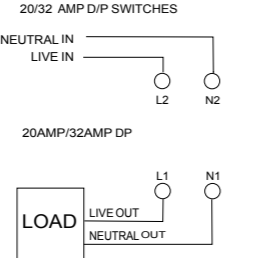
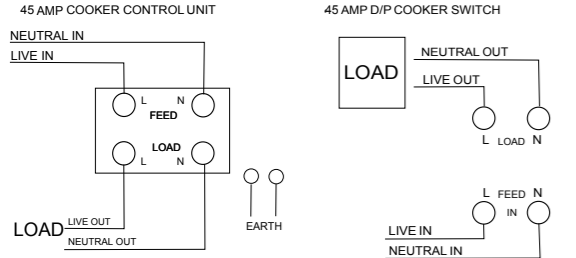
- 3) Check that no mains voltage is present in the product by using a 240V test-lamp. Disconnect all connecting cables.
- 4) Connect product using the relevant pictured diagrams as reference
- 5) Check all connections thoroughly
- 6) Mount the product in position taking care not to trap any cables beneath the plate fixing screws.
- 7) Switch on mains and double check operation.

DISCLAIMER

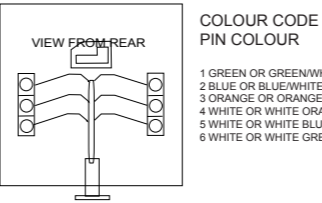
This equipment is intended for domestic use only. It must be installed in accordance with the fitting instructions. It should be fixed in an approved and conventional way to a solid or stud partition wall. Keep wallpaper or wallpaper paste from getting underneath the plate near the working connections. Do not install in areas of high humidity or within reach of a water source. The equipment should be connected to a mains supply of the appropriate voltage (indicated on the product). Care should be taken not to overload the equipment (maximum wattage indicated on the product label). The warranty will be considered null and void if this product is installed contrary to the installation guidelines.



For more information contact:
 Unit 7/8 Ashbourne Business Centre, Ballybin Road, Ashbourne, Co. Meath, Ireland, A84 YP58,
Phone: 00353 1 835 7447 **Website:** www.sgd.ie



TELEPHONE SOCKETS



NORMALLY A MAXIMUM OF 5 TELEPHONES CAN BE CONNECTED TO ONE EXCHANGE LINE. ANY NUMBER OF SOCKETS MAY BE CONNECTED. ALL SOCKETS ARE CONNECTED IN PARELLEL. IE PIN 1 TO PIN 6, PIN 2 TO PIN 5 ETC.

WARNING

DO NOT USE ON RECENTLY PLASTERED OR DAMP WALLS AS THIS MAY CAUSE TARNISHING. THIS PRODUCT MUST BE EARTHED

RECYCLING

THE DIRECTIVE ON WASTE ELECTRICAL AND ELECTRONIC EQUIPMENT (WEEE) STATES THAT THIS PRODUCT MUST BE DISPOSED ACCORDING TO THE LEGISLATION. PLEASE DISMANTLE THE PRODUCT INTO DIFFERENT COMPONENTS TO BE DISPOSED OF CORRECTLY. THESE COMPONENTS CONSIST OF PLASTIC, METAL AND ELECTRONIC MATERIALS. CONTACT WWW.WEEEIRELAND.IE OR CONTACT YOUR LOCAL COUNCIL FOR FURTHER INFORMATION.

GUARANTEE

THIS PRODUCT IS GUARANTEED AGAINST FAULTY WORKMANSHIP OR MATERIALS, PROVIDED THAT:-

- A) THE ACCESSORY HAS NOT BEEN OVERLOADED OR CONNECTED TO A SUPPLY OTHER THAN 230/240V 50HZ
 - B) THE INSTALLATION HAS BEEN CARRIED OUT BY A QUALIFIED ELECTRICIAN
 - C) THE INSTALLATION HAS BEEN CARRIED OUT AS PER THE INSTRUCTIONS
 - D) THE RECEIPT OF THE PRODUCT IS RETAINED
 - E) THE PRODUCT HAS NOT BEEN MODIFIED OR DISMANTLED IN ANY WAY.
- SGD CANNOT ACCEPT RESPONSIBILITY FOR ANY LOSS OR DAMAGE TO THIS PRODUCT.



EU DECLARATION OF CONFORMITY

Manufacturers Name: Solas Geal Distribution
Unit 7/8 Ashbourne Business Centre, Ballybin Road, Ashbourne, Co. Meath, A84 YP58.

This declaration of conformity is issued under the sole responsibility of the manufacturer.

Product:

Metal Clad 20A Double Pole Switch with Neon and Flex Outlet

Model Code:

EMC-20A-SW-NE-FL

The product/model of the declaration described above is in conformity with the below listed harmonised standards and technical specifications listed below.

Low Voltage Directive (2014/35/EU)

The product/model of the declaration described above is in conformity with the standards and technical specifications listed below:

BS EN 1363-4



Signed:

Date: 16/9/25

Place of Issue: Republic of Ireland

